

OPENING DOORS TO REGIONAL OPPORTUNITIES

BARREN RIVER



AREA DEVELOPMENT DISTRICT

ANNUAL REPORT | 2023

CONTACT INFO

177 Graham Ave.
Bowling Green, KY
42101

Tel: 270.781.2381
Fax: 270.842.0768

www.bradd.org
info@bradd.org

A WORD FROM THE EXECUTIVE DIRECTOR



Over 319,000 citizens call our region home. They choose to live here, work here and experience all the growth and prosperity our region entails!

The work reflected in this annual report is a testimony to the commitment of our best resource at BRADD, our team.

While reflecting on our last Fiscal Year, **opening doors** is the theme that comes to mind. 2023 brought on several newly elected leaders in our ten county footprint and with new leadership comes new opportunities for growth and change. I'm most confident our region has a special cohesiveness among local decision-makers and this is what provides new pathways for success.

As of June 30th, 2023 BRADD administered over \$42 million of local project investment through our Community & Economic Development department. Our team continues to meet locally with all communities as we implement various objectives from our regional Community and Economic Development Strategy (CEDS) and Multi-Jurisdiction Multi-Hazard Mitigation Plan. This award-winning digitized plan is the heartbeat of our regional planning work. We are exploring ways to obtain regional housing and childcare data to enable our local leaders the opportunity to open new doors to regional resiliency.

Our Area Agency on Aging & Independent Living ensured over 150,000 meals were delivered, expending a record-breaking \$17 million of federal and state funding. We continued to focus on the needs of seniors and expanded meal programs to reach our most vulnerable population. We opened a new door by creating partnerships like the Barren Co YMCA Meals Project, Bowling Park Food Pantry, and hot meal delivery to the Park City Senior Center. We could not have done this without our faithful community partners. The upcoming Fiscal Year is shaping up to yield more opportunities to reach seniors in need.

Over 319,000 citizens call our region home. They choose to live here, work here and experience all the growth and prosperity our region entails! The work reflected in this annual report is a testimony to the commitment of our best resource at BRADD, our team. We have the most dedicated staff who truly believe in our mission of improving the quality of life for all. On behalf of the BRADD, we present the fiscal year 2023 Annual Report as a testament to **opening regional doors** to the Barren River Area Development District.

ERIC SEXTON, BRADD EXECUTIVE DIRECTOR

A WORD FROM THE CHAIRMAN



If I were to sum up the Fiscal Year 2023 for the Barren River Area Development District, one word comes to mind: successful. The staff of the BRADD worked very hard to deliver vital programs and services to our communities. Programs like the Expanded Senior Meal Program (ESMP) and the Home Delivered Meals Program enabled our region to see over 150,000 nutritious meals served. Our local governments were inundated

with opportunities to apply for historic cleaner water funds. Project profiles we helped to create resulted in some \$8.9 million dollars of investment. All the while, our talented finance and administration team ensured over \$18 million dollars were meticulously handled, reported, and passed through to our region's economy.

Our region is a great example of what happens when we work collaboratively. Southcentral Kentucky is thriving and continues to be a great place to live and work. It is a pleasure to serve as the Chairman of this great organization and to witness first hand the regional doors that continue to be opened for the betterment of all.

GARY DILLARD, BRADD BOARD CHAIRMAN

CONTENTS

OUR MISSION.....	4
FINANCIAL REPORT.....	5
DEMOGRAPHIC OVERVIEW.....	7
AGING & INDEPENDENT LIVING SERVICES	9
COMMUNITY & ECONOMIC DEVELOPMENT.....	13
COUNTY OVERVIEWS.....	17
COMMITTEE MEMBERS	27
BRADD BOARD OF DIRECTORS & BRADD STAFF.....	29

Building Regional Resilience

From 2020-2022, BRADD undertook an intense comprehensive planning process to update the regional Comprehensive Economic Development Strategy (CEDS). Through this process, each of our 10 counties developed its own Strategic Plan complete with goals and objectives across 11 common categories: Affordable Quality Housing, Civic & Leadership Development, Sense of Place, Tourism & Cultural Development, Infrastructure, Transportation, Public Health & Safety, Public Facilities & Services, Economic Development, Downtown Development, and Workforce Development. With our Annual Report this year, we are focusing on the impact these strategic plans have had on the region. For each project highlighted here, you will find the direct CEDS goal or local strategic plan goal that project influences or supports. Additionally, on our community overview pages you will find summaries of the status of each county's strategic plan objectives. This Annual Report also serves as BRADD's annual CEDS update report. To view the living, web-based CEDS visit planning.bradd.org or scan the QR Code to the right.



Our Mission

As a post-pandemic and post-disaster recovery continued to reinforce the need for widespread adaptability in our ten-county region, BRADD's mission remained the same: to preserve and advance the quality of life and economic well-being for the citizens of the BRADD through regional cooperation.

To this end, BRADD strives to provide support and assistance to the elected officials, leaders and community stakeholders of the region in achieving their own missions.

To help accomplish this, Barren River Area Development District utilized approximately \$38,000 of Homecare/Home Repair funding from the Department of Aging & Independent Living (DAIL).

Using the Home Repair funds, BRADD staff was able to help some of our current older adult clients with pest control (31 clients served), and the purchase of:

- 1 window air unit,
- 2 wheelchair ramps,
- 22 medic alert systems,
- and 27 grab bars/handheld showers and or shower chairs.

In total, BRADD was able to provide assistance to 67 participants and their families during this fiscal year.



Home Repair

BRADD BY THE NUMBERS

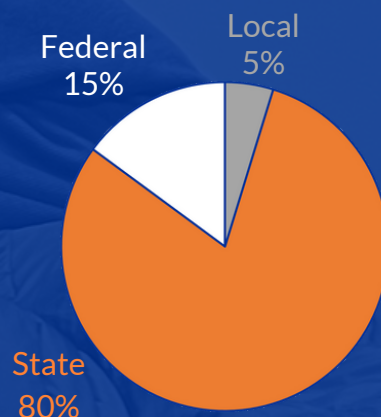
FISCAL YEAR 2023 REVENUES & EXPENSES

*All Final Financials Subject to Audit.

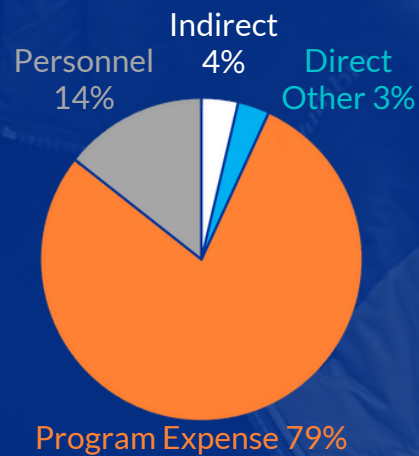
	Revenues				Total	Expenses
	Federal	State	Local	Transfers		
Aging						
Older Americans Act Title III	1,010,124	353,011	168,557	20,242	1,551,934	1,551,934
Older Americans Act Title VII	24,127	10,226	37,895	-	72,248	72,248
Nutrition Service Incentive Program (NSIP)	90,390	-	-	-	90,390	90,390
Aging & Disability Resource Center (ADRC)	46,908	108,626	-	-	155,534	155,534
State Health Insurance Program (SHIP)	34,458	-	1,680	18	36,156	36,156
Expanded Senior Meal Program (ESMP)	1,233,838	-	125,307	15	1,359,160	1,359,160
Medicare Improvement for Patients & Providers Act (MIPPA)	32,241	-	-	9	32,250	32,250
Homecare	-	975,805	38,296	11	1,014,112	1,014,112
Personal Care Attendant Program (PCAP)	-	37,998	-	-	37,998	37,998
State Long Term Care Ombudsman	-	34,275	6,323	-	40,598	40,598
Aging Contributions	-	-	46,655	(20,294)	26,361	5,399
Mental Health & Aging Council	-	-	8,790	-	8,790	9,659
Geriatrics Workforce Enhancement Program (GWEP)	-	-	-	-	-	187
Total	2,472,086	1,519,941	433,503	-	4,425,530	4,405,624
Participant Directed Services (PDS)	-	13,074,523	7,546	-	13,082,069	13,076,299
Veteran Directed Services (VDS)	-	-	101,838	-	101,838	93,932
Community Development						
Joint Funding Agreement (JFA)	146,685	280,822	-	14	427,522	427,522
Regional Transit	69,836	-	-	17,459	87,295	87,295
Regional Transportation	-	83,454	-	9,273	92,727	78,217
Water Planning	-	76,000	-	4	76,004	76,004
Local Road Updates	-	-	25,300	11	25,311	25,311
Disaster Resiliency Coordinator (DRC)	89,953	-	-	22,502	112,456	112,456
DLG-CARES	16,109	-	-	2	16,110	16,110
Building Resilience Infrastructure & Communities (BRIC)	-	978	-	-	978	978
Other Local Contracts	-	-	127,789	-	127,789	78,180
Total	322,583	441,255	153,089	49,265	966,192	902,073
Revolving Loan Fund (RLF)	-	-	23,630	-	23,630	7,431
Local						
City/County Dues	-	-	119,837	(49,265)	70,572	-
Other Local Revenues/Expenses	-	-	51,004	-	51,004	181,790
Total	-	-	170,841	(49,265)	121,577	181,790
Grand Total	2,794,670	15,035,718	890,447	-	18,720,835	18,667,149



Year End FY23 Revenues



Year End FY23 Expenses




BRADD BY THE NUMBERS

DEMOGRAPHIC DATA OVERVIEW



RESIDENTS



Regional Population as of Aug. 2023

319,687

+12.19%

Population Change
2000-2023

Average
Resident Age

40.34



4.79%



Unemployment Rate

74.66 yrs

Life Expectancy

17.97%

of Population
is in Poverty

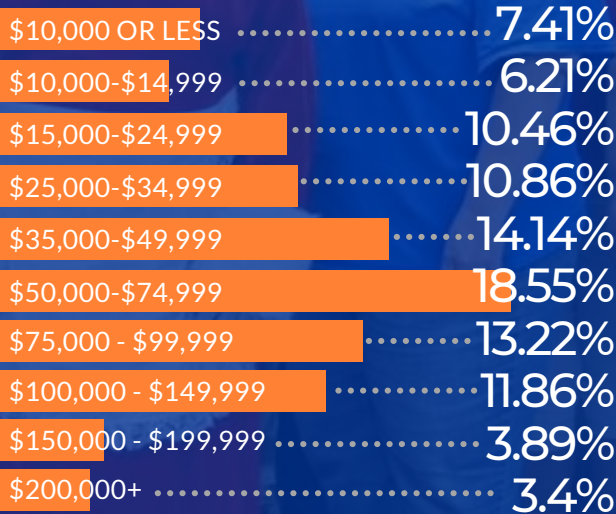
DISASTER RELIEF: CHRISTMAS IN JULY

BRADD.PH.3: Promote the health and well-being of residents in the BRADD Region.

BRADD was proud to host Team Kentucky's Bowling Green Christmas-in-July event. Excitement filled the air as over 50 families affected by the December tornadoes were served a little mid-summer Christmas cheer. Local and state officials gathered to assist along with Santa and Mrs. Claus.



HOUSEHOLD INCOME



INCOME RANGE

\$46,418.50

Median Household Income



84%

Citizens 25yrs+
have a High School
Diploma or Higher



141,578

Occupied
Housing
Units

AGING & INDEPENDENT LIVING SERVICES

The Barren River Area Development District (BRADD) is a state and federal designated Area Agency on Aging and Independent Living (AAAIL) under the direction of the U. S. Administration on Aging and Community Living and under the supervision of the State Department for Aging and Independent Living. The BRADD/AAAIL holds the responsibility of developing and administering a wide variety of comprehensive, coordinated, and cost-effective, in-home and community based services. These services help older and disabled individuals to maintain their dignity and quality of life, while living safely in their homes and communities. The AAAIL is administered by BRADD/AAAIL staff, advised by Barren River Aging Advisory Council, and operated under the supervision of the Barren River Area Development District Board of Directors.



BARREN COUNTY YMCA ENHANCED SERVICES

BRADD has partnered with the Barren County YMCA, Five Star, and Esters Cafe to provide meals to seniors who exercise at the Barren County YMCA facility. Using funds from the Expanded Senior Meal Program (ESMP), the YMCA began offering meals after their exercise programs in April 2023. The goal for the ESMP funding is to expand meal offerings to more seniors in our area and create innovative ideas to meet increased needs in the BRADD region. At the YMCA, seniors attend Silver Sneakers, and most recently, Bingo-size classes funded partly through Title III-D funding. After the classes, seniors then stay to congregate with their peers and eat a healthy meal. These meals and classes are available Monday through Friday to residents who are age 60 and older.

This project directly supports CEDS Objective BRADD.PF.4.1: By June of 2022, and annually thereafter, continue existing contractual relationships with the Department of Aging and Independent Living and seek new programs, grants, and opportunities to expand current services benefiting AAAIL clients.



1,914 SENIORS SERVED MEALS

BETWEEN MARCH 01 AND JUNE 30, 2023

AGING & INDEPENDENT LIVING

BY THE NUMBERS



7673 Clients Served through all AAAIL Services

46,731

Congregate Meals Served



103,999

Home Delivered Meals

2107

Contacts made for Information and Assistance



28,049

Hours of Services Performed by In-home Aide Staff



1455

Phone calls recorded by BRADD/AAAIL Aging & Disability Resource Center.





50+ Bags of Food & Commodities Distributed

To prevent senior hunger and provide healthy meals for seniors, BRADD partnered with Independence Bank to hold a food drive for needy seniors in the community in October 2022. Independence Bank sat out boxes at several of their locations to collect donations from the public. When the food drive period was over, BRADD staff and volunteers bagged the food and delivered items to the most needy clients through the Thanksgiving and Christmas holidays. Over 50+ bags were collected.

COMMUNITY & ECONOMIC DEVELOPMENT SERVICES

BRADD's Planning and Development Department acts as a concierge for local elected leaders, community stakeholders, business owners, entrepreneurs, and economic developers who are looking to enhance the quality of life for citizens, attract new businesses, or retain/expand existing businesses within the 10-county region. This is accomplished through numerous community and economic development services provided by the department including community comprehensive planning, water and wastewater planning, transportation planning, emergency management planning, grant writing & administration, business services, GIS services, and technical assistance to local governments. Additionally, department staff regularly coordinate with various experts to provide our communities with quality training and information on a range of topics from planning & zoning to transit driver safety.

At the foundation of the department is the BRADD's Comprehensive Economic Development Strategy (or CEDS). This guiding document is a critical mechanism that helps identify regional vulnerability and prevent or respond to economic disruptions; and is a critical component of economic resilience. Annually, the Planning & Development department reviews the BRADD's Comprehensive Economic Development Strategy and makes any needed updates. A full re-write of the plan is conducted every five years. Our current full CEDS, along with annual updates, can be found on our website: www.bradd.org.



AWARD WINNING CEDS

In October of 2022, BRADD received an Aliceann Wohlbruck Impact Award from the National Association of Development Organizations (NADO) for the rewrite of the Regional Comprehensive Economic Development Strategy (CEDS).

The CEDS serves as a five-year, regional strategic plan for the 10-county service area of the BRADD. For the 2022-2027 rewrite, BRADD opted to take the plan digital and presented a completely interactive, web-based format complete with a resiliency toolkit for communities and multiple GIS dashboards for examining local data. Those interested can view the completed CEDS at planning.bradd.org.

BRADD Board Members and Staff traveled to Pittsburgh, PA to accept the award at the national NADO Conference. BRADD Executive Director Eric Sexton and Associate Director of Planning & Development Emily Hathcock also presented a workshop session highlighting the regional CEDS for conference attendees.

To view the CEDS website, scan the QR Code to the right.



Mayor Michael Bowe, City of Tompkinsville; Caleb Speck, BRADD Executive Assistant; Emily Hathcock, BRADD Associate Director of Planning & Development; Mayor Billy Phelps, City of Morgantown; Steve Thurmond, BRADD Immediate Past Chair; and Eric Sexton, BRADD Executive Director at NADO National Conference.

COMMUNITY & ECONOMIC DEVELOPMENT SERVICES

BY THE NUMBERS



4

Loans Awarded from the Revolving Loan Funds



218

Grant applications developed and submitted on behalf of local communities.



59

Water/Wastewater Projects Ranked and Submitted by BRADD's Water Planning Council in FY2023.



69

Regional Clearinghouse Projects Reviewed

9

CED Staff Certified in CDBG Processes



As of June 30, 2023, BRADD is administering

\$42,769,479.86

of investment in 52 federal and state grants awarded to our cities and counties.



BRADD had six CED Department members get CDBG Certified in FY23: (front) Kim Morrow, Allison Bailey, (back) Matt Pedigo, Austin Sims, Morgan Hershey, and (not pictured) Haley Penrod.



INAUGURAL CEDS SUMMIT HELD IN JANUARY

Building upon the extensive work of the local steering committee in each county, BRADD Staff worked with subject-matter experts from a wide variety of sectors and partner-agencies to host an inaugural CEDS Summit. The Summit featured 13 breakout sessions covering topics such as “Getting to Know Your ADD,” Tourism in the Region, Transit Needs/Funding, Housing in the Region, KYTC District 3 Updates, KLC/KACo Overviews, and Community Media Relations - just to name a few.

BRADD was also excited to host Secretary Jeff Noel of the Cabinet for Economic Development as the keynote speaker for the CEDS Summit. Secretary Noel stressed the importance of not just working together but sharing the load, stating, “We have to share the responsibilities that it takes to achieve those opportunities. We can’t do it alone, they can’t do it alone, we have to do it together. The more that we understand that, and that we work towards that vision that’s in that strategic plan, the more success that’s going to come.”

To learn more about this event or view speaker presentations, visit planning.bradd.org/ceds-summit

BRADD.L.9.1: By July of 2023, expand training opportunities into a consistent and coordinated program with more input for needed topics from attendees including coordinating with the Department of Local Government, Kentucky Association of Counties, and the Kentucky League of Cities to structure training programs that can be approved for training credits where appropriate.



NEW DOWNTOWN PARKING SIGNAGE IN SCOTTSVILLE

Allen. DT.1.15: By July of 2022, explore options for installing signage directing traffic to designated public parking available in Allen County.

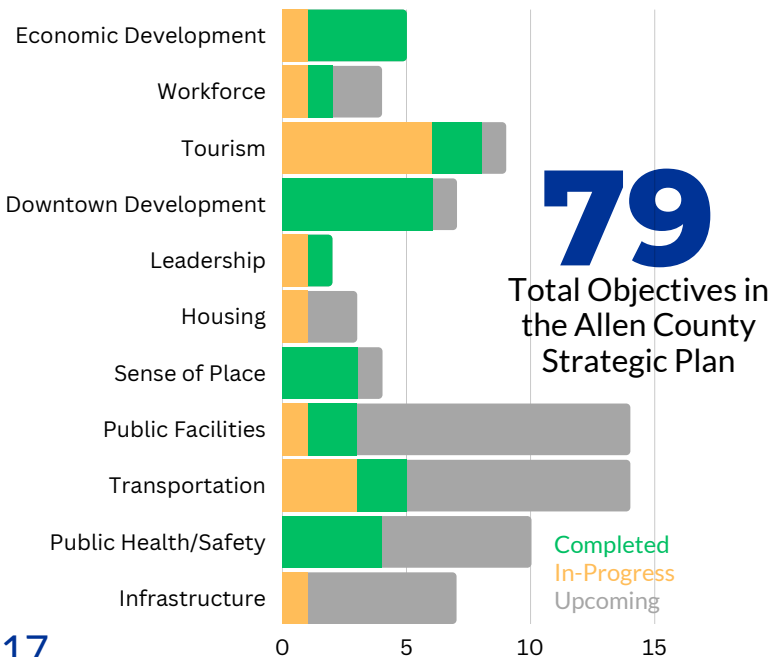
Ideas generated in recent meetings of the BRADD-directed Allen County Steering Committee led to greater public parking awareness signage, including the two-hour parking signs above. Additional signage directing visitors to public parking during Heart of Scottsville and other downtown events has been ordered and is set to be installed soon.


ALLEN COUNTY

During Fiscal Year 2023, the Allen County Steering Committee worked with BRADD and other various agencies and partners to complete 25 objectives in the County's Strategic Plan. To view an up-to-date listing of objectives and their status, scan the QR Code to the right.



FY23 OBJECTIVES BY CATEGORY



 **379** Aging/Independent Living Clients assisted, representing **\$994,057** of investment in services.

COUNTY BASELINE STATISTICS

21,275
Population

Rate of Population Change
6.12% (2010-2023)

Median Household Income **\$47,495**

Poverty Rate
17.1%

PARK CITY SENIOR CENTER ENHANCED MEALS

Barren.PH.1.1: By December of 2023, promote local food providers and healthier food campaigns through partnerships with farmers' markets and local farmers.

BRADD has partnered with the City of Park City to provide meals at the Park City Senior Center. Meals are available for anyone 60 and older in the community on Mondays, Tuesdays and Thursdays weekly. The Senior Center is located at 24201 Louisville Rd. (31W), Park City, Kentucky. Using funds from the Expanded Senior Meal Program (ESMP), meals were started in April 2023 at this site. The goal for this funding was to expand meal offerings to more seniors in the BRADD region.



BARREN COUNTY



During Fiscal Year 2023, the Barren County Steering Committee worked with BRADD and other various agencies and partners to complete 21 objectives in the County's Strategic Plan. To view an up-to-date listing of objectives and their status, scan the QR Code to the left.

1072

Aging/Independent Living Clients assisted, representing

\$1,758,379

of investment in services.

COUNTY BASELINE STATISTICS

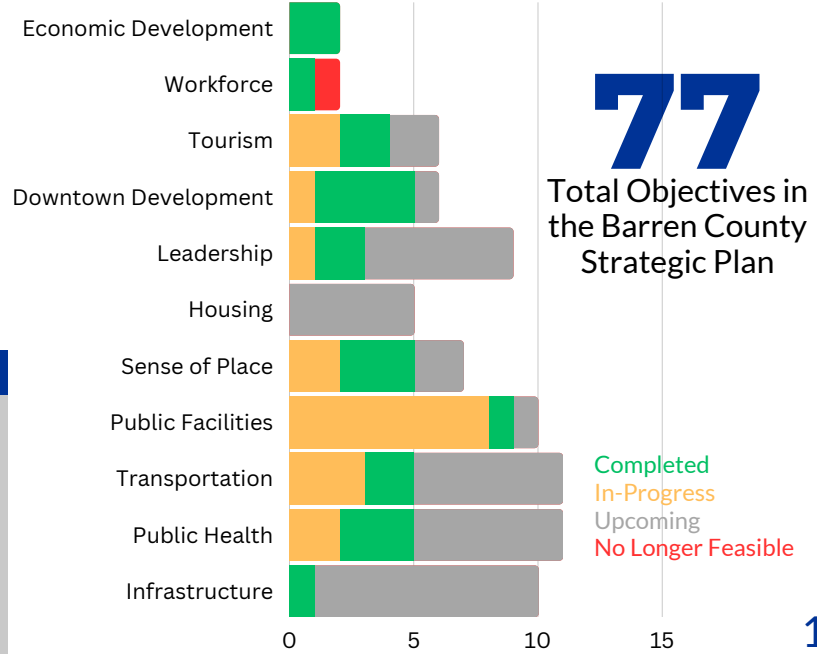
44,854
Population

Rate of Population Change
6.48% (2010-2023)

Median Household Income **\$44,254**

Poverty Rate
19.3%

FY23 OBJECTIVES BY CATEGORY



77

Total Objectives in the Barren County Strategic Plan

Completed
In-Progress
Upcoming
No Longer Feasible

WELCOME TO THE WOODBURY RV PARK

BUTLER CO. WOODBURY RV PARK

Butler.PF.2.5: By December of 2023, research outdoor activities outside of sports for youth in the community (e.g. skate parks).

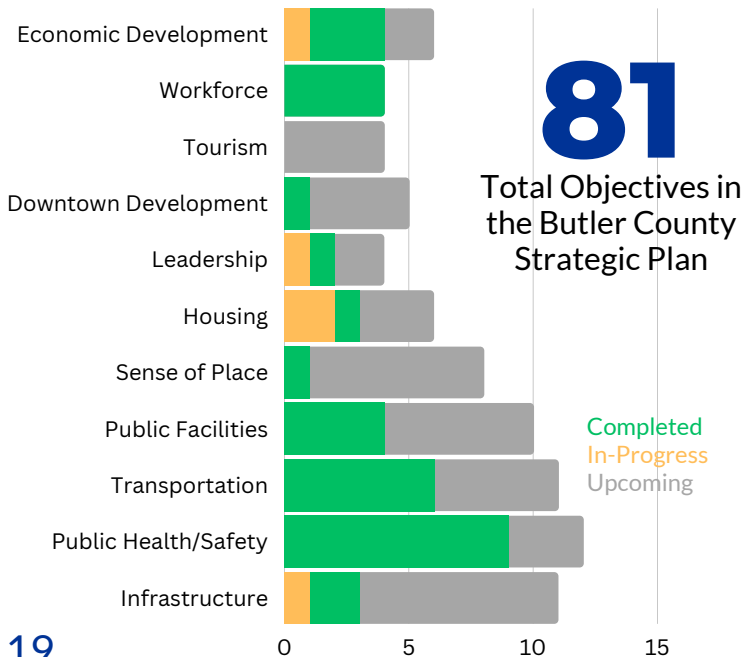
Butler County recently held a ribbon cutting for their new RV Park located in Woodbury. This new facility will allow for more outdoor recreation opportunities for the county and incorporated cities, all while having the convenience of accessible restrooms, RV hookups, and pavilion shelters. The increase in outdoor recreation opportunities provides an economic and social impact to the community in effort to strengthen the county's economy.

BUTLER COUNTY

During Fiscal Year 2023, the Butler County Steering Committee worked with BRADD and other various agencies and partners to complete 32 objectives in the County's Strategic Plan. To view an up-to-date listing of objectives and their status, scan the QR Code to the right.



FY23 OBJECTIVES BY CATEGORY



1366 Aging/Independent Living Clients assisted, representing **\$965,724** of investment in services.

COUNTY BASELINE STATISTICS

12,295
Population

Rate of Population Change
-3.45% (2010-2023)

Median Household Income **\$48,355**

Poverty Rate
18.2%

EDMONSON CO. LINCOLN VOLUNTEER FIRE DEPARTMENT

Edmonson.PH.2.1: PH.2.1: By December of 2022, develop and maintain interagency partnerships to respond to hazard events.

Edmonson County recently broke ground for the Lincoln Volunteer Fire Department's new fire station. The fire department's primary service area is the Northeast section of Edmonson County covering 50 square miles of the Mammoth Cave and Nolin Lake area.

 **850** Aging/Independent Living Clients assisted, representing **\$371,520** of investment in services.

COUNTY BASELINE STATISTICS

12,269
Population

Rate of Population Change
0.34% (2010-2023)

Median Household Income **\$41,533**

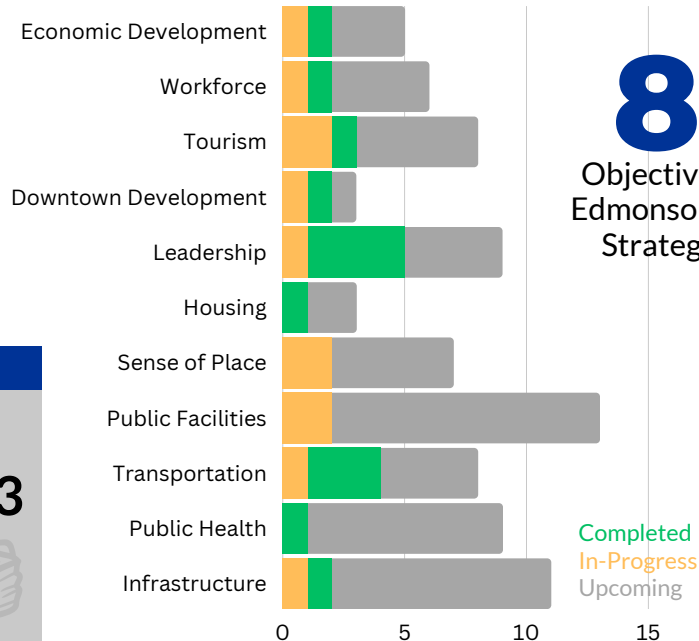
Poverty Rate
18.4%

EDMONSON COUNTY



During Fiscal Year 2023, the Edmonson County Steering Committee worked with BRADD and other various agencies and partners to complete 14 objectives in the County's Strategic Plan. To view an up-to-date listing of objectives and their status, scan the QR Code to the left.

FY23 OBJECTIVES BY CATEGORY



82
Objectives in the Edmonson County Strategic Plan



HART COUNTY

During Fiscal Year 2023, the Hart County Steering Committee worked with BRADD and other various agencies and partners to complete 7 objectives in the County's Strategic Plan. To view an up-to-date listing of objectives and their status, scan the QR Code to the right.



FY23 OBJECTIVES BY CATEGORY



HART COUNTY PLANNING & ZONING PRESENTATION

Hart.H.2.2: By December 2024, work with BRADD to research best practices among communities of similar size and demographics with regard to planning and zoning regulations and draft ordinances that could be used in Hart County (in both city limits and the unincorporated areas of the County) to reduce and eliminate substandard or dilapidated housing and areas of blight and including benefits of having a local Housing Authority in the County/in each community within the County for the purpose of developing and supporting housing opportunities for low income families.

In March 2023, BRADD Staff worked with Hart County to present a brief introduction to Planning & Zoning to the Hart County Fiscal Court as the community considers implementing county-wide measures.



311

Aging/Independent Living Clients assisted, representing

\$721,418

of investment in services.

COUNTY BASELINE STATISTICS

19,600
Population

Rate of Population Change
7.79% (2010-2023)

Median Household Income
\$45,342

Poverty Rate
20.4%

AUBURN MUSEUM IMPROVEMENTS

Logan.TCD.1.3: By December of 2024, explore funding options for the Auburn Museum.

In November 2022, BRADD Staff met with the City of Auburn and Auburn Museum Representatives to tour the existing Museum and begin foundational work to explore additional funding options for the facility.




LOGAN COUNTY

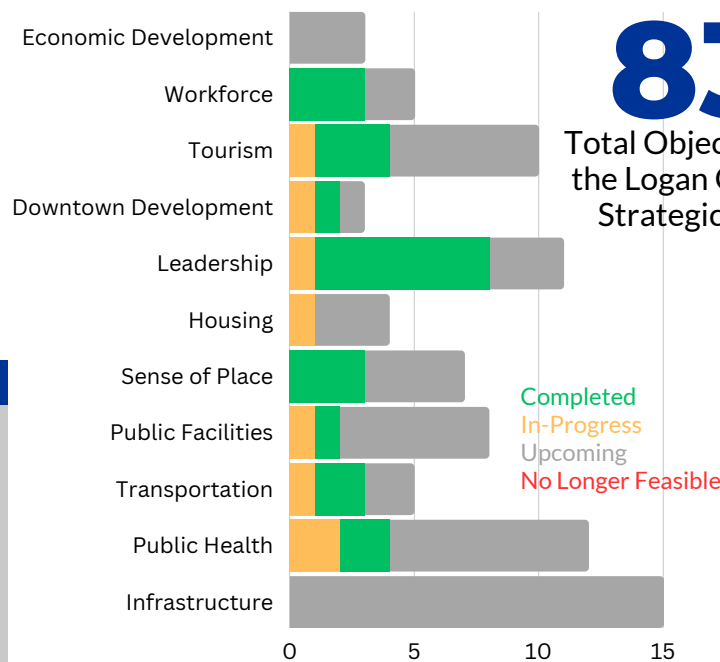
SCAN ME



During Fiscal Year 2023, the Logan County Steering Committee worked with BRADD and other various agencies and partners to complete 22 objectives in the County's Strategic Plan. To view an up-to-date listing of objectives and their status, scan the QR Code to the left.

 **472** Aging/Independent Living Clients assisted, representing **\$1,666,523** of investment in services.

FY23 OBJECTIVES BY CATEGORY



83

Total Objectives in the Logan County Strategic Plan

COUNTY BASELINE STATISTICS

27,877
Population

Rate of Population Change
3.82% (2010-2023)

Median Household Income **\$53,133**

Poverty Rate
16.6%



METCALFE COUNTY

During Fiscal Year 2023, the Metcalfe County Steering Committee worked with BRADD and other various agencies and partners to complete 11 objectives in the County's Strategic Plan. To view an up-to-date listing of objectives and their status, scan the QR Code to the right.

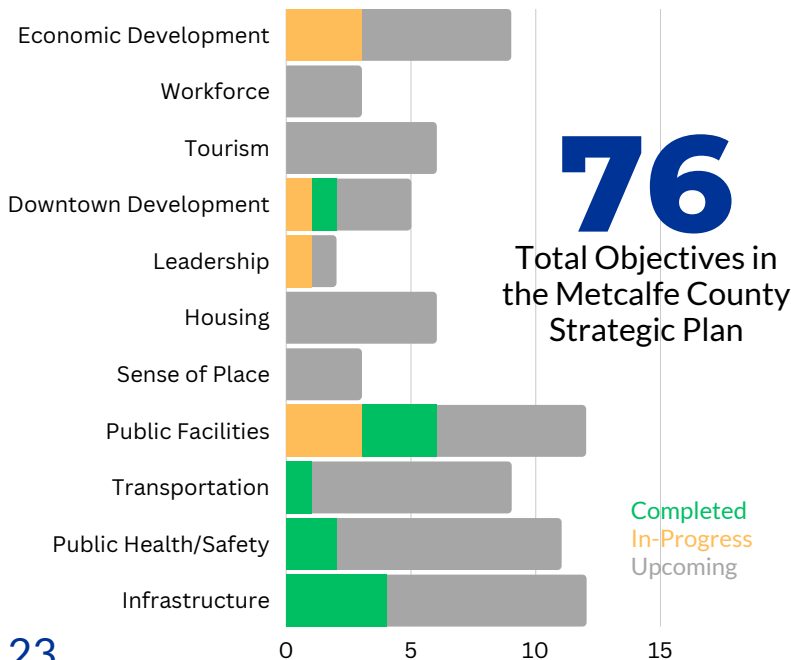


EDMONTON SENIOR CENTER GARDEN BEDS

Metcalfe.PF.3.3: By December of 2022, conduct a feasibility study to determine the need for food safety and delivery programs for the elderly and disabled population of Metcalfe County.

The Edmonton Senior Center in Metcalfe County constructed raised beds for participants to try their hand at gardening. This is part of a healthy foods initiative utilizing ARPA funds in conjunction with BRADD, Community Action & the Department of Aging & Independent Living.

FY23 OBJECTIVES BY CATEGORY



218 Aging/Independent Living Clients assisted, representing

\$717,668 of investment in services.

COUNTY BASELINE STATISTICS

10,370
Population

Rate of Population Change
2.3% (2010-2023)

Median Household Income
\$43,196

Poverty Rate
19.3%

REGIONAL LEGISLATIVE LUNCHEON HELD IN TOMPKINSVILLE


BRADD I.4.3: By August of 2023, develop a resource for utility stakeholders to keep current on legislative tracking/mandates/expectations that impact local utility systems (e.g. a regular newsletter or other outreach tool).

In April 2023, BRADD hosted area legislators in Monroe County at the annual legislative luncheon. Cleary Construction sponsored lunch at the event. BRADD appreciates the members of the General Assembly that represent the 10-county region and spent time discussing the most recent session. Legislators present included: (left to right) Brandon Reed, Steve Riley, Robert Duvall, Mike Wilson, Rebecca Raymer, Shawn McPherson, and Kevin Jackson.

MONROE COUNTY



During Fiscal Year 2023, the Monroe County Steering Committee worked with BRADD and other various agencies and partners to complete 16 objectives in the County's Strategic Plan. To view an up-to-date listing of objectives and their status, scan the QR Code to the left.

 **486** Aging/Independent Living Clients assisted, representing **\$630,376** of investment in services.

COUNTY BASELINE STATISTICS

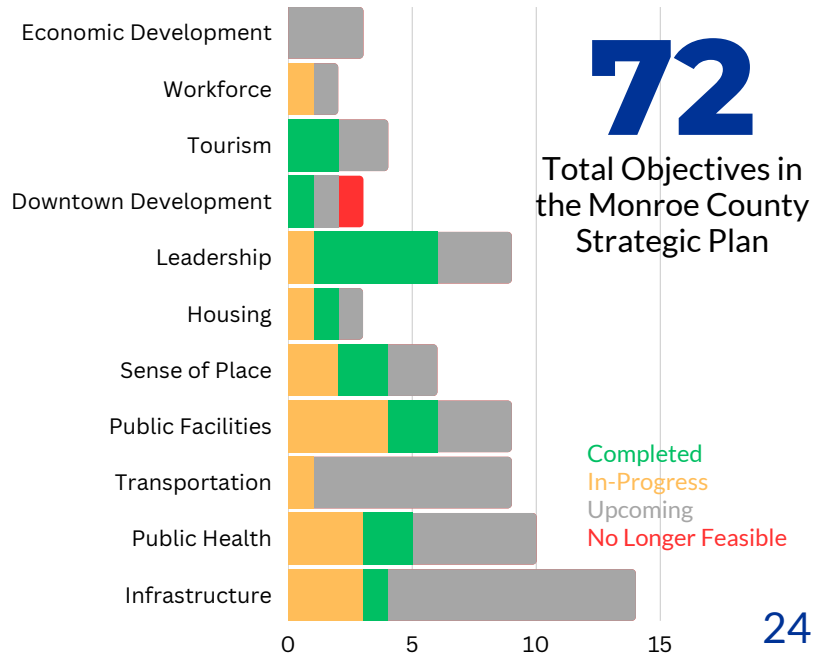
11,355
Population


Rate of Population Change
3.51% (2010-2023)

Median Household Income **\$39,334**

Poverty Rate
22%

FY23 OBJECTIVES BY CATEGORY





SIMPSON COUNTY

SIMPSON COUNTY- CITY OF FRANKLIN COMPREHENSIVE PLAN UPDATE

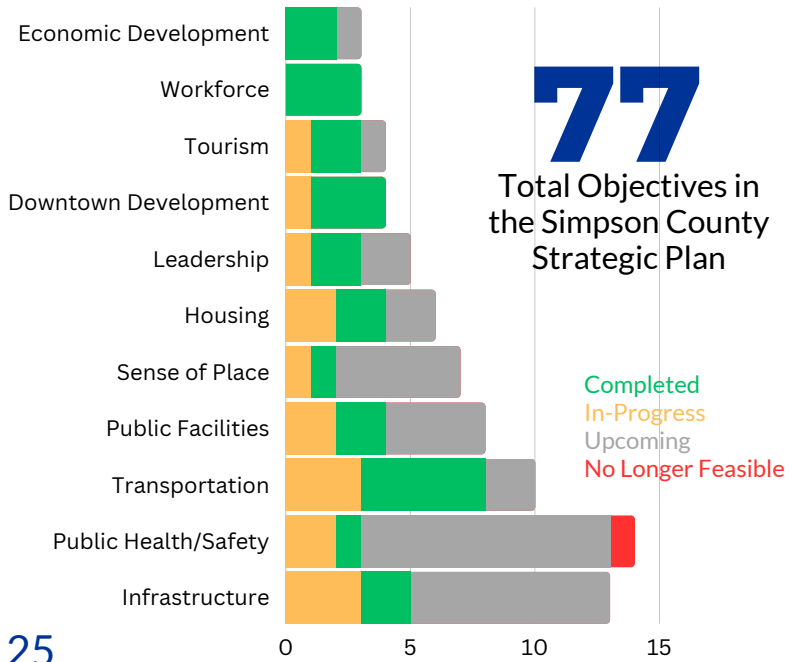
Simpson PF.1.1: By June of 2023, work through the comprehensive planning process to identify gaps in existing public facilities and services as the community continues to grow.


During Fiscal Year 2023, the Simpson County Steering Committee worked with BRADD and other various agencies and partners to complete 25 objectives in the County's Strategic Plan. To view an up-to-date listing of objectives and their status, scan the QR Code to the right.



The City of Franklin is in the process of updating its Comprehensive Plan, Franklin Forward 2040. This holistic plan encompasses crucial components such as land use, economy, infrastructure, housing, education, tourism, and economic development. To ensure a comprehensive and inclusive approach, the City facilitated a community involvement process that involved a community-wide survey and demographic analysis.

FY23 OBJECTIVES BY CATEGORY



 **294** Aging/Independent Living Clients assisted, representing **\$1,272,645** of investment in services.

COUNTY BASELINE STATISTICS

19,949
Population

Rate of Population Change
15.05% (2010-2023)

Median Household Income **\$53,420**

Poverty Rate **13.6%**



WOODBURN ACCESS RAMPS FOR SENIORS

Warren PF.2.8: By December of 2027, construct ramps for Woodburn residents who are wheelchair-bound or homebound.

Through the State Homecare Program grant, the BRADD/AAAIL was able to utilize home repair funds to contract for the provision of access ramps for seniors. These modifications were made to assist elderly individuals with mobility in and out of their homes. The ramps enable seniors to be more independent, and to remain safe in their homes. Having safe access is also important for the mental and emotional health of our senior community by encouraging independence.

WARREN COUNTY

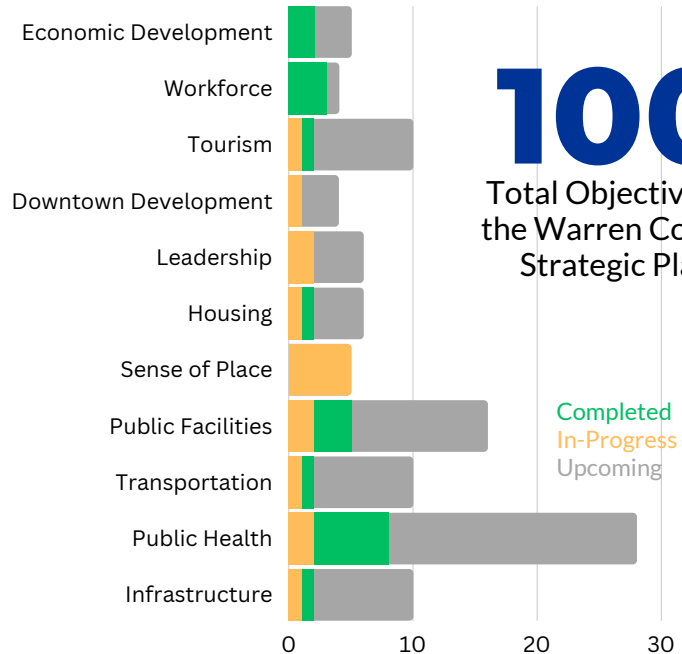


During Fiscal Year 2023, the Warren County Steering Committee worked with BRADD and other various agencies and partners to complete 17 objectives in the County's Strategic Plan. To view an up-to-date listing of objectives and their status, scan the QR Code to the left.



2225 Aging/Independent Living Clients assisted, representing **\$7,586,742** of investment in services.

FY23 OBJECTIVES BY CATEGORY



100
Total Objectives in the Warren County Strategic Plan

COUNTY BASELINE STATISTICS

139,843
Population

Rate of Population Change
22.32% (2010-2023)

Median Household Income **\$59,752**

Poverty Rate
14.8%

ACTIVE ADVISORY COUNCILS



WATER MANAGEMENT COUNCIL

County Judges

Judge Dennis Harper
Judge Jamie Bewley-Byrd
Judge Tim Flener
Judge Scott Lindsey
Judge Joe Choate
Judge Phil Baker
Judge Larry Wilson
Judge Mitchell Page
Judge Mason Barnes
Judge Doug Gorman

Cities with Populations Over 1000 and are NOT a Water Supplier

Mayor Dwayne Hatcher

Mammoth Cave National Park

Barclay Trimble

City/County/Joint Planning Commissions

Shelly King
Kevin Myatt
Glendal Deweese
Mike Stoyonovich
Greg Nichols
Joe Perry
Carter Munday
Ben Peterson

Public Water/Sewer Systems

Adam Nunn
Mayor David Burch
Joe Watson
Bryan Tillery
Mark Alford
Tony Sanders
Mayor Jerry Meredith
Mayor Annie Swift
Mayor Randal Curry
Andrew Tucker
David Peterson
Mayor Donna Blake
Mayor Mike Hughes
Mayor Kathy Stewart
Mayor Mark Stratton
Billy Harper
Jamie Utle
Earn Brown
Kyle Kenner
Moe Hensley
Jimmy Simmons
Mayor Michael Bowe
Chris Veach
Mayor Bob Greer
Ryan Leisey
Johny Skipworth
Jacob Cuarta
Mike Garner

Barren River Health Dist.

Jama Jepson

REVOLVING LOAN FUND COMMITTEE

Chairman Kent McBrayer

Dave Wolfe
Tommy Ross
Greg Gay
Pam Decker
Kenneth Kidd
Edna Hughes
Gary Bell
Joseph Lyon
Tony Salyer

REGIONAL PLANNING COMMITTEE

Chris Allen
Judge Mason Barnes
Mayor David Burch
Judge Phil Baker
Judge Joe Choate
Judge Tim Flener
Mayor Bob Greer
Judge Dennis Harper
Mayor Dwayne Hatcher
Tony Keithley
Emory Kidd
Terry Massey
Kevin Myatt
Judge Mitchell Page
Bob Palmer
Ronnie Pearson
Judge Larry Wilson
Charlie Tomes



REGIONAL TRANSPORTATION COMMITTEE

Allen County

Judge Dennis Harper
 Mayor David Burch
 Shelly King
 Johnny Hobdy

Barren County

Judge Jamie Bewley-Byrd
 Mayor Dwayne Hatcher
 Mayor Henry Royse
 Jennifer Arbogast
 Jamie DeGroft
 Kevin Myatt
 Dereck Rogers

Butler County

Judge Tim Flener
 Mayor Billy Phelps
 Sara Embry
 Ryan Emmick
 Scotty Ward

Edmonson County

Judge Scott Lindsey
 Mark Meeks

Hart County

Judge Joe Choate
 Mayor Randall Curry
 John Bunnell
 Brian Weber

Logan County

Judge Phil Baker
 Mayor Donna Blake
 Mayor Mike Hughes
 Mayor Mark Stratton
 Tammy Costellow
 Jason Henderson

Metcalfe County

Judge Larry Wilson
 Moe Hensley
 Emory Kidd
 Wes Jolly

Monroe County

Judge Mitchell Page
 Mayor Michael Bowe
 Mayor Bob Greer

Simpson County

Judge Mason Barnes
 Mayor Larry Dixon
 Bobby Groves

Warren County

Judge Doug Gorman
 Mayor Todd Alcott
 Susan Harmon
 Karissa Lemon

Regional Representatives:

Cpt. Tim Adams
 Carroll Duckworth
 Jessie Varner
 Vanisha Stewart-Amoha
 Todd Hamerstone

BRADD/AAAIL ADVISORY COUNCIL ON AGING

Allen County

Mayor David Burch
 Connie Russell
 Kari Young

Barren County

David Faulkner
 Sue Mutter
 Kasey Scott
 Robert Tarry

Butler County

Joyce Guffy
 Wanda Nevins

Edmonson County

Stephanie Gibson
 Arlene Skaggs
 Vickie Walker

Hart County

Franchesta Bowsher
 Corene Richardson
 Alice Shirley

Logan County

Tina Bibb
 Robert Chyle
 Sarah Collins
 Bill Steen
 Mayor Mark Stratton

Metcalfe County

Judith Guthrie
 Patricia Stilts
 Faye Word

Monroe County

Athalene Hollinsworth
 Richard Hollinsworth
 Anna Ritter

Simpson County

Mayor Larry Dixon
 Laura Kitchen
 Jacqueline Woodward

Warren County

Gary Dillard
 Bridget Lutenski
 Christine Sowders
 Jessie Varner

BRADD STAFF

Administration

Eric Sexton, Executive Director
Michelle Hines, Deputy Director
John Nguyen, IT Intern
Erick Roy, Network Administrator
Caleb Speck, Executive Assistant

Finance

Amy Carroll, Associate Director of Finance
Elizabeth Holland, Receptionist
Zach Korte, Staff Accountant
Hong Nguyen, Assistant Finance Director
Briana Shelton, Finance Intern
Sharon Woods, Aging Contracts Specialist
Deb Yates, Receptionist

BRADD BOARD OF DIRECTORS

Allen County

Judge Dennis Harper*
Mayor David Burch
Dell Hall

Barren County

Judge Jamie Bewley-Byrd
Mayor Dwayne Hatcher*
Mayor Larry Poteet
Mayor Henry Royse
Sam Terry

Butler County

Judge Tim Flener
Mayor Vickie House
Mayor Patrick O'Driscoll
Mayor Billy Phelps*
Deborah Hammers

Edmonson County

Judge Scott Lindsey
Mayor Jerry Meredith
Michael Stoyonovich*

Hart County

Judge Joe Choate*
Mayor Randall Curry
Mayor Annie Swift
Mayor Marie Whitlow
John Bunnell

Logan County

Judge Phil Baker
Mayor Donna Blake
Mayor Mike Hughes*
Mayor Kathy Stewart
Mayor Mark Stratton
Tom Harned

Metcalfe County

Judge Larry Wilson
Mayor Doug Smith
Dawn Devore*

Monroe County

Judge Mitchell Page
Mayor Michael Bowe*
Mayor Bob Greer
Mayor Gabriel Knudson
Lewis Carter

Simpson County

Judge Mason Barnes
Mayor Larry Dixon
Steve Thurmond*

Warren County

Judge Doug Gorman
Mayor Todd Alcott
Mayor Amelia Blubaugh
Mayor Frankie Minton
Mayor Jerry Travelstead
Gary Dillard*

*Executive Council Member

Planning & Development

Emily Hathcock,

Associate Director of Planning & Development
Allison Bailey, Administrative Assistant
Ethan Bates, CED Intern
Chelsea Carroll, GIS Technician
Dajana Crockett, Disaster Resiliency Coordinator
Morgan Hershey,
Community Development Specialist
Kim Morrow, GIS Manager
Matt Pedigo, Community Development Specialist
Haley Penrod, Public Administration Specialist
Austin Sims, Regional Transportation Planner

Aging & Independent Living Services

Alecia Johnson, Associate Director of Aging
Mike Brown, Waiver Case Manager
Melissa Brown, Aging Assistant
Sharon Cassetty, Assessor
Brooke Edwards, ESMP Meals Case Manager
Chelsea Ennis, Case Manager
Susan Ezell, Lead Case Manager
Mackenzie Fleming, Case Manager
Megan Gonzales, Social Services Assistant
Marie Green, Waiver Case Manager
Jill Hall, Social Services Assistant
Alexis Hayes, Waiver Case Manager
Annette Hill, ADRC Assistant
Oomai Hsar, ESMP Meals Case Manager
Kara Hunter, Assessor/Case Manager
Melissa Massey, Case Manager
Makayla Maxey, Waiver Case Manager

Ashley Mehmedovic, Waiver Coordinator
Katelyn Miller, Waiver Case Manager
Cody Moats, Program Services Coordinator
Kevin Nguyen, Waiver Case Manager
Mikayla Patterson, ADRC Coordinator
Kimberly Proctor, Waiver Case Manager
Sharon Quinn, Lead Waiver Case Manager
Joshua Ritchie, Family Care Giver Coordinator/
SHIP/MIPPA Counselor
Fayth Rose, Waiver Case Manager
Jenna Simmons, Waiver Case Manager
Hollie Smith, Aging Planner
Christian Stanley, Case Manager
Emma Steen, Waiver Case Manager
Alpha Taylor, Waiver Case Manager
Katie White, Waiver Case Manager

Staff listing depicts BRADD employees as of June 30, 2023



Board Officers

Gary Dillard, Chairman
Judge Joe Choate, Vice Chairman
Mayor Billy Phelps, Secretary
Judge Dennis Harper, Treasurer
Steve Thurmond,
Immediate Past Chair

Regional Legislators

Sen. Stephen Meredith, District 5
Sen. David Givens, District 9
Sen. Max Wise, District 16
Sen. Mike Wilson, District 32

Rep. Rebecca Raymer, District 15
Rep. Jason Petrie, District 16
Rep. Robert Duvall, District 17
Rep. Michael Meredith, District 19
Rep. Kevin Jackson, District 20
Rep. Amy Neighbors, District 21
Rep. Shawn McPherson, District 22
Rep. Steve Riley, District 23
Rep. Brandon Reed, District 24

